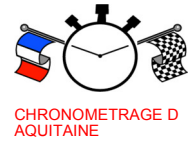




**Results of MURET (31) CHAMPIONNAT ATLANTIQUE FFSA - 3-ROTAX MAX ET MASTER - FINALE**

**Date** Apr 17, 2011 4:20:00 PM  
**Track** MURET (31) (1.145 km)  
**Event** MURET (31) CHAMPIONNAT ATLANTIQUE FFSA  
**Group** 3-ROTAX MAX ET MASTER  
  
**Best Lap Tm** 51.245  
**In Lap** 4  
**Best Speed** 80.437  
**by** Nicolas PICOT

**Classification****Show results by class**

Pos	No.	Name	Laps	Total time	Diff	Best time	In lap	Best speed
1	33	Nicolas PICOT	14	11:52.200		51.245	4	80.437
2	2	Vivien CUSSAC-PICOT	14	11:54.196	1.996	51.300	4	80.351
3	51	Philippe MARTIN 	14	11:59.774	7.574	51.551	9	79.960
4	55	Pierre LOUBERE	14	12:02.158	9.958	51.503	8	80.034
5	4	Daniel CONTI	14	12:04.393	12.193	51.861	7	79.482
6	28	Stevens CHIAVASSA	14	12:05.199	12.999	51.824	4	79.538
7	8	Pascal DOUARINOU	14	12:08.618	16.418	52.120	7	79.087
8	21	Damon BARON 	14	12:08.903	16.703	51.944	3	79.355
9	3	Serge VIGANO	14	12:09.509	17.309	52.120	8	79.087
10	5	Frédéric FULCHIC	14	12:10.951	18.751	52.275	9	78.852
11	1	Mathieu MONTEIRO	14	12:11.529	19.329	51.967	7	79.320
12	27	Jean-Michel HESLOT	14	12:14.962	22.762	52.519	4	78.486
13	50	Sylvain CHAUDORDY	14	12:16.412	24.212	52.619	5	78.337
14	7	Bastien PEDEGERT	14	12:16.725	24.525	51.937	10	79.365
15	14	Stephane CAZET	14	12:18.074	25.874	52.525	13	78.477
16	61	Daniel LANIES	14	12:27.576	35.376	52.826	2	78.030
17	36	Armelle FEVEZ	14	12:35.886	43.686	52.907	9	77.910
18	10	Stéphane AVELANGE 	14	12:40.076	47.876	53.385	3	77.213
19	22	Patrick BROVIA	9	7:46.958	5 Laps	52.124	6	79.081
20	6	Jérôme LACAM	5	4:28.548	9 Laps	53.023	3	77.740
21	12	Denis LANGLOIS	3	2:43.096	11 Laps	53.471	2	77.089
22	64	David GALEA 	0	--:--:--		--:--:--	0	-

Share |